

## CHAPTER IV

### FINDINGS AND DISCUSSIONS

This chapter presents the findings and discussion on the relevance of speaking materials to the speaking needs of automotive (*teknik kendaraan ringan*) students by presenting the data interpretation from questionnaires and interviews. The results specified on findings of students' speaking needs and the English speaking materials given by the teacher in the classroom.

#### 4.1. Data Descriptions

This study was conducted to get the data about the relevance of speaking materials to the speaking needs of automotive (*teknik kendaraan ringan*) students in Jakarta. In order to get the information about students' needs, the writer distributed the questionnaires, conducted the interviews for the students, teachers, and practitioners. To check the materials given in the classroom, the writer analyzed the book which used by the eleventh grade of vocational school majoring *Teknik Kendaraan Ringan*. The statement included in the questionnaire were the speaking needs, speaking materials given, and speaking activities in the classroom. They were distributed to 338 *Teknik Kendaraan Ringan* students, fifteen English teachers of fifteen different vocational schools, and six practitioners. The table below shows the number of students of each school who filled the questionnaire.

<i>No</i>	<i>Schools</i>	<i>Amount of Students</i>
1	<i>SMKN 1 Jakarta</i>	23
2	<i>SMKN 5 Jakarta</i>	21
3	<i>SMKN 26 Jakarta</i>	21
4	<i>SMKN 34 Jakarta</i>	24
5	<i>SMKN 35 Jakarta</i>	20
6	<i>SMKN 39 Jakarta</i>	20
7	<i>SMKN 56 Jakarta</i>	24
8	<i>SMK Dinamika Pembangunan</i>	20
9	<i>SMK Teratai Putih</i>	26
10	<i>SMK Jakarta 1</i>	26
11	<i>SMK Malaka</i>	21
12	<i>SMK Kampung Jawa</i>	20
13	<i>SMK Poncol</i>	25
14	<i>SMK Angkasa</i>	25
15	<i>SMK Berlian</i>	22
<b>Total</b>		<b>338</b>

*Table 1. Data Distribution*

The data were collected in the vocational schools mentioned above. Besides, the interviews were aimed to support the data gained from the questionnaires. The questionnaires itself were formed in *bahasa Indonesia* in order to avoid the misunderstanding by the students, teachers, and practitioners (the questionnaires are attached in the appendices).

#### **4.2. Findings of the Study**

The chart shown in findings describes the results of the students', the teachers', and the practitioners' answer gathered from the questionnaires. The part I of the questionnaires shows the statements of speaking materials which were given (*diberikan*) and/or needed (*dibutuhkan*). Part II of the questionnaires shows

the statements of speaking activities which were given (*diberikan*) and/or needed (*dibutuhkan*).

#### 4.2.1. Speaking Materials

The materials given by the teacher in the classroom are considered as important for students since they will face the real situation in their future work place. What materials they learned in the classroom might become the first step before they handle the real situation. The materials given by the teacher which represents the real world context might be the proper materials for vocational school students. Below are the charts that represent the information about the speaking materials needed by the students.

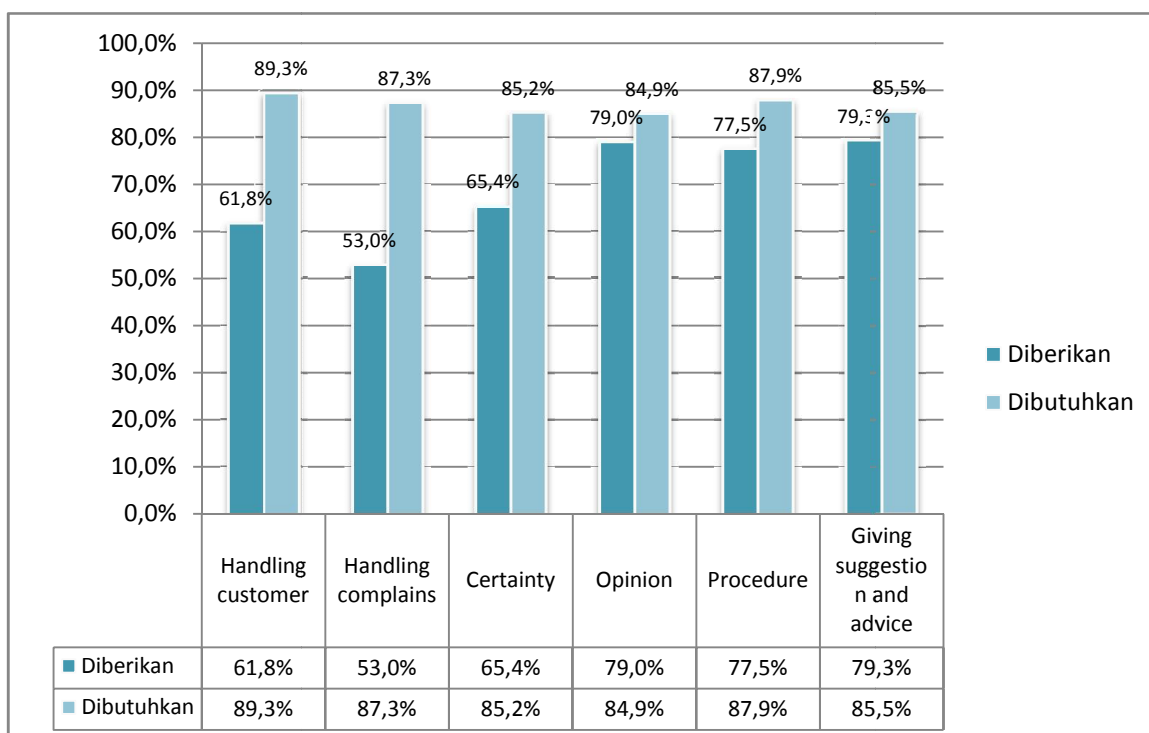
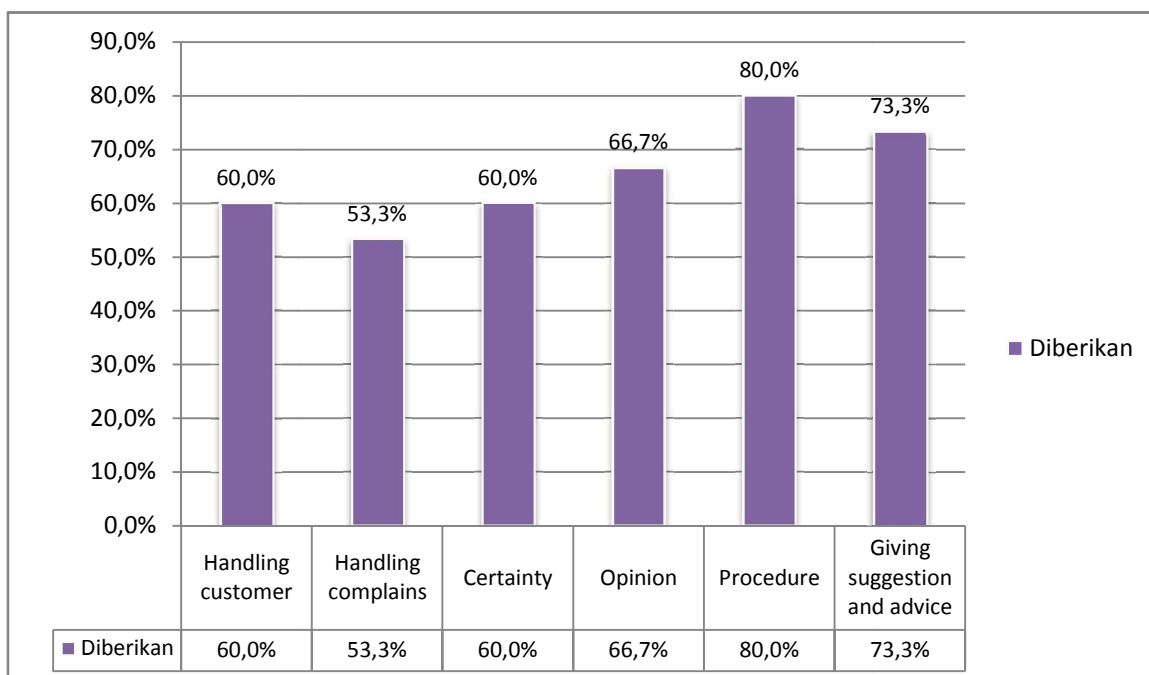


Chart. 1 Speaking Materials (Students' Answers)

The chart above shows the crucial materials which considered as important for vocational school students but still not enough given by the teacher. For

example the material about handling customer that reached the highest percentage of material needed by the students that is 89,3%, but only 61,3% students got this materials from their teachers. For the handling complains materials, 87,3% students stated that they need this material, but only 53% students were taught this material in the classroom. For these 2 materials, the chart shows a quite large gap between the material needed by the students with the material given by the teachers. For the next material is about how to express certainty, to give opinion, to explain the process of doing something in order (procedure), and to give suggestion and advice. 85,2% students said they need the material about certainty but only 65,4% students who were given this material. Nearly the same with the previous material, around 87,9% students stated that they need the material about giving opinion. Meanwhile, 87,9% students said that they need to master how to explain the process of doing something or procedure. But only 77,5% students were taught this material in the classroom. For the material about giving suggestion and advice, the chart shows that 85,5% students need this material but only 79,3% students got this material taught by the teacher. From the chart above, it can be conclude that the materials related to the work experience in their future, are mostly needed by the students. There were a quite gap between the material needed and given which shows that the relevance between them is nearly achieved but still not enough. The chart below represents the teachers' answers of speaking materials.



*Chart 2. Speaking Materials (Teachers' Answers)*

The chart above shows that the students' and teachers' statement about the materials given in the classroom has quite gap which means their opinions are almost the same. Besides, this chart confirm that there is still a lack of materials given by the teachers during the learning process in the classroom since the percentage of the materials given still not reach the percentage of students' need.

The next chart shows students need in grammar provided while they are learning speaking.

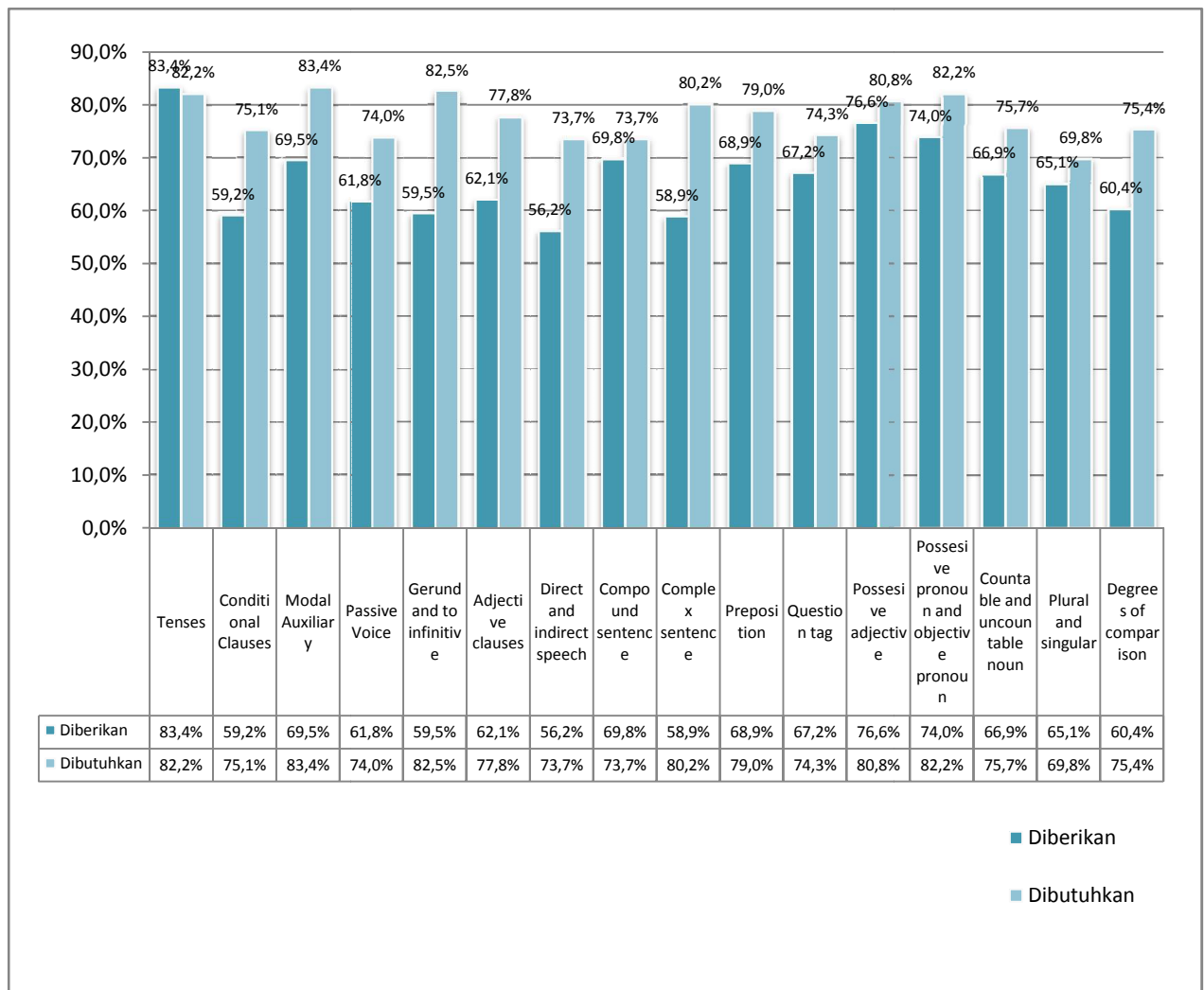


Chart 3. Speaking Materials Related to Grammar (Students' Answers)

The chart above presents the materials related to grammar which is mostly needed by the students during learning speaking. The materials are tenses, modal auxiliary, gerund and to-infinitive, possessive pronoun, and objective pronoun. The material which reaches the highest point of given material is tenses that is 83,4%. Below is the chart of teachers' answer about the speaking materials related to grammar given.

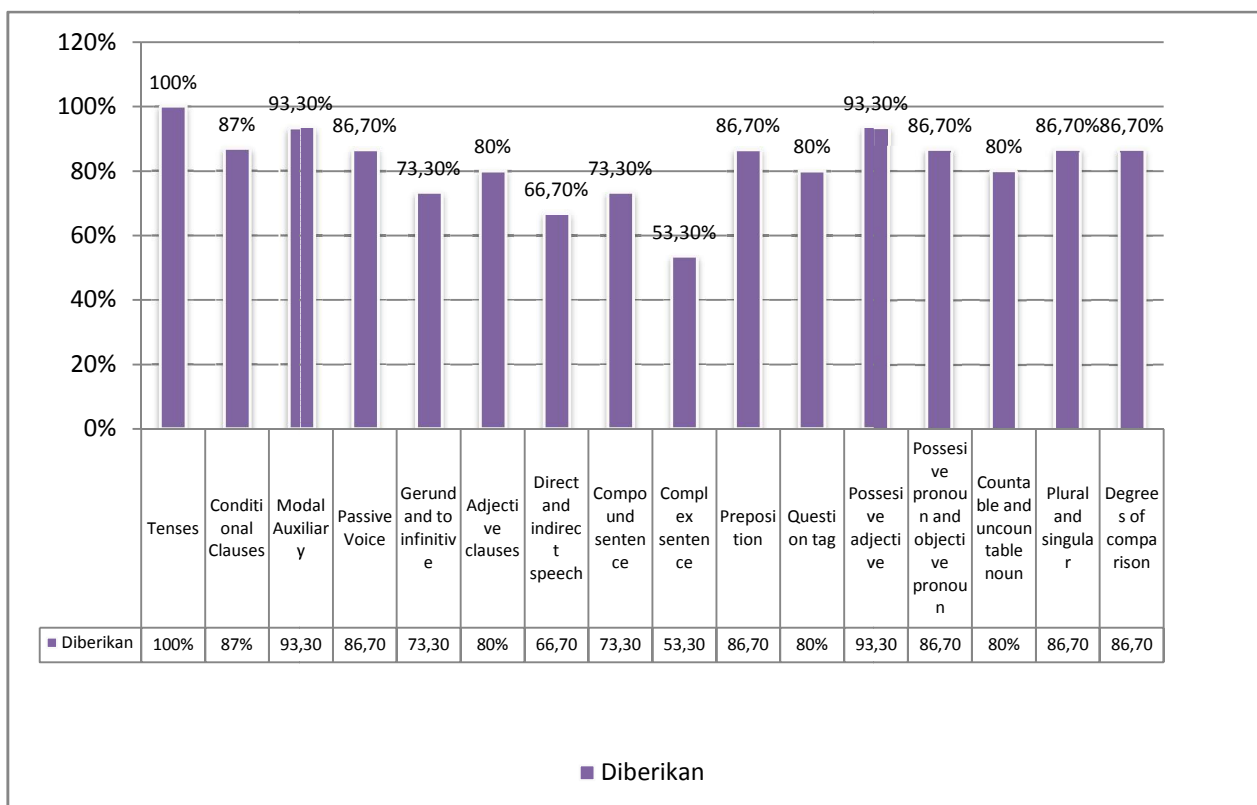


Chart 4. Speaking Materials Related to Grammar (Teachers' Answers)

From the teachers' answers, most of the materials which were stated in the questionnaire and given by the teachers in the classroom reach more than 70% in each materials but not for direct and indirect speech, and complex sentence. The chart is also confirm that tenses becomes the most needed materials for the students since it reached a perfect percentage that is 100% according to 15 teachers' answers. Besides, the interviews which were conducted by the writer also support the percentage.

*I: Kegiatan speaking biasanya apa?*

*S: Biasanya presentasi dan dialog. Sebelum maju dialog, kita buat dulu dan harus benar tensesnya supaya mengerti”*