

Lampiran 1

Tabel 2.

Data Keberhasilan Shooting tim nasional bola basket putri Indonesia pada kejuaraan *Pekan Olahraga Mahasiswa ASEAN 2014* melawan Malaysia

No.	Nama	FT		2PT		3PT		PTS
		M/A	%	M/A	%	M/A	%	
1	Fasya Hanum	0/0	0	3/3	100	1/4	25	9
2	Rahmawati Nur	4/5	80	0/3	0	2/6	33	10
3	Retong Agustin Elya	0/0	0	4/6	67	0/1	0	8
4	Rohtristari	0/0	0	2/3	67	0/1	0	4
5	Christaline Natasha	3/4	75	3/5	60	4/9	44	21
6	Hadinata Olivia	0/2	0	2/9	22	0/1	0	4
7	Yolanda Stephanie	0/0	0	1/5	20	0/1	0	2
8	Putri Mega Nanda	1/2	50	5/7	71	0/1	0	11
9	Ramadhani Sinta Ayu	1/2	50	1/2	50	0/1	0	3
10	Anggraini Yuni	0/0	0	3/6	50	0/1	0	6
11	Bening Yuliana	0/0	0	0/2	0	0/1	0	0
12	Sophia Gabriel	0/4	0	4/15	27	0/1	0	8
Total		9/19	47	28/66	42	7/22	32	86

Lampiran 2

Tabel 3.

Data Keberhasilan Shooting tim nasional bola basket putri Indonesia pada kejuaraan *Pekan Olahraga Mahasiswa ASEAN 2014* melawan Singapore

No.	Nama	FT		2PT		3PT		PTS
		M/A	%	M/A	%	M/A	%	
1	Fasya Hanum	0/1	0	4/8	50	1/2	50	11
2	Rahmawati Nur	1/2	00	0/6	0	0/1	0	1
3	Retong Agustin Elya	1/2	100	1/2	50	0/0	0	3
4	Rohtrastari	1/2	0	1/5	20	0/2	0	3
5	Christaline Natasha	0/0	50	5/11	45	0/2	0	10
6	Hadinata Olivia	0/0	0	0/2	0	0/0	0	0
7	Yolanda Stephanie	0/0	0	0/4	0	0/0	0	0
8	Putri Mega Nanda	2/4	100	4/10	40	0/1	0	10
9	Ramadhani Sinta Ayu	0/0	56	4/7	57	0/0	0	8
10	Anggraini Yuni	0/0	75	2/4	50	0/0	0	4
11	Bening Yuliana	4/5	0	4/6	67	0/0	0	12
12	Sophia Gabriel	3/4	50	5/14	36	0/0	0	13
Total		12/20	47	30/79	38	1/8	13	75

Lampiran 3

Tabel 4.

Data Keberhasilan Shooting tim nasional bola basket putri Indonesia pada kejuaraan *Pekan Olahraga Mahasiswa ASEAN 2014* melawan Thailand

No.	Nama	FT		2PT		3PT		PTS
		M/A	%	M/A	%	M/A	%	
1	Fasya Hanum	0/0	0	0/1	0	0/3	0	0
2	Rahmawati Nur	0/0	00	1/4	25	0/1	0	2
3	Retong Agustin Elya	2/2	100	1/3	33	0/0	0	4
4	Rohtristari	0/0	0	2/5	40	2/7	29	10
5	Christaline Natasha	1/2	50	3/7	43	1/4	25	10
6	Hadinata Olivia	0/0	0	0/2	0	0/0	0	0
7	Yolanda Stephanie	0/0	0	0/2	0	0/0	0	0
8	Putri Mega Nanda	2/2	100	0/7	0	0/1	0	2
9	Ramadhani Sinta Ayu	5/9	56	2/5	40	0/0	0	9
10	Anggraini Yuni	3/4	75	1/4	25	0/0	0	5
11	Bening Yuliana	0/0	0	0/5	0	0/0	0	0
12	Sophia Gabriel	1/2	50	4/6	67	0/0	0	9
Total		14/21	47	14/51	27	3/16	19	51

Lampiran 4

Tabel 5.

Data Keberhasilan Shooting tim nasional bola basket putri Indonesia pada kejuaraan *Pekan Olahraga Mahasiswa ASEAN 2014* melawan Thailand (*FINAL*)

No.	Nama	FT		2PT		3PT		PTS
		M/A	%	M/A	%	M/A	%	
1	Fasya Hanum	0/0	0	3/8	38	1/3	33	9
2	Rahmawati Nur	0/0	0	0/2	0	0/2	0	0
3	Retong Agustin Elya	0/0	0	0/1	0	0/0	0	0
4	Rohtrastari	0/0	0	0/1	0	0/0	0	0
5	Christaline Natasha	4/4	100	5/14	36	1/7	14	17
6	Hadinata Olivia	0/0	0	0/0	0	0/0	0	0
7	Yolanda Stephanie	0/0	0	0/0	0	0/0	0	0
8	Putri Mega Nanda	0/0	0	1/7	14	0/0	0	2
9	Ramadhani Sinta Ayu	2/2	100	0/0	0	0/0	0	2
10	Anggraini Yuni	1/2	50	4/14	29	0/1	0	9
11	Bening Yuliana	1/2	50	2/6	33	0/0	0	5
12	Sophia Gabriel	1/2	50	4/10	40	0/0	0	9
Total		9/12	75	19/63	30	2/13	19	53

Lampiran 5

Tabel 6.

Rata-rata Keberhasilan *Free Throw shot*, *Two point Shot* dan *Three point Shot* pada saat melawan Malaysia

Point	Aktifitas Shooting	Berhasil	%	Gagal	%
Free Throw	19	9	47,36	10	52,64
Two Point Shot	66	28	42,42	38	57,58
Three Point Shot	22	7	31,81	15	68,18

Persentase Jumlah keberhasilan jumlah *free throw*, *two point* dan *three point*

$$\begin{aligned}
 P &= \frac{f}{n} \times 100 \% \\
 &= \frac{9}{19} \times 100 \% \\
 &= 47,36
 \end{aligned}$$

$$\begin{aligned}
 P &= \frac{f}{n} \times 100 \% \\
 &= \frac{28}{66} \times 100 \% \\
 &= 42,42
 \end{aligned}$$

$$\begin{aligned}
 P &= \frac{f}{n} \times 100 \% \\
 &= \frac{7}{22} \times 100 \% \\
 &= 31,81
 \end{aligned}$$

Keterangan :

P : frekuensi relative

f : Jumlah tiap aktifitas

n : Jumlah keseluruhan aktifitas

Lampiran 6

Tabel 7.

Rata-rata Keberhasilan *Free Throw shot*, *Two point Shot* dan *Three point Shot* pada saat melawan Singapore

Point	Aktifitas Shooting	Berhasil	%	Gagal	%
Free Throw	20	12	60	8	40
Two Point Shot	79	30	37,97	49	62,03
Three Point Shot	8	1	12,5	7	87,5

Persentase Jumlah keberhasilan jumlah *free throw*, *two point* dan *three point*

$$\begin{aligned}
 P &= \frac{f}{n} \times 100 \% \\
 &= \frac{12}{20} \times 100 \% \\
 &= 40
 \end{aligned}$$

$$\begin{aligned}
 P &= \frac{f}{n} \times 100 \% \\
 &= \frac{30}{79} \times 100 \% \\
 &= 37,97
 \end{aligned}$$

$$\begin{aligned}
 P &= \frac{f}{n} \times 100 \% \\
 &= \frac{1}{8} \times 100 \% \\
 &= 12,5
 \end{aligned}$$

Keterangan :

P : frekuensi relative

f : Jumlah tiap aktifitas

n : Jumlah keseluruhan aktifitas

Lampiran 7

Tabel 8.

Rata-rata Keberhasilan *Free Throw shot*, *Two point Shot* dan *Three point Shot* pada saat Indonesia vs Thailand

Point	Aktifitas Shooting	Berhasil	%	Gagal	%
Free Throw	21	14	66,66	10	33,34
Two Point Shot	51	14	27,45	38	72,55
Three Point Shot	16	3	18,75	15	81,25

Persentase Jumlah keberhasilan jumlah *free throw*, *two point* dan *three point*

$$\begin{aligned}
 P &= \frac{f}{n} \times 100 \% \\
 &= \frac{14}{21} \times 100 \% \\
 &= 66,66
 \end{aligned}$$

$$\begin{aligned}
 P &= \frac{f}{n} \times 100 \% \\
 &= \frac{14}{51} \times 100 \% \\
 &= 27,45
 \end{aligned}$$

$$\begin{aligned}
 P &= \frac{f}{n} \times 100 \% \\
 &= \frac{3}{16} \times 100 \% \\
 &= 18,75
 \end{aligned}$$

Keterangan :

P : frekuensi relative

f : Jumlah tiap aktifitas

n : Jumlah keseluruhan aktifitas

Lampiran 8

Tabel 9.

Rata-rata Keberhasilan *Free Throw shot*, *Two point Shot* dan *Three point Shot* pada saat melawan Thailand (*Final*)

Point	Aktifitas Shooting	Berhasil	%	Gagal	%
Free Throw	12	9	75	3	25
Two Point Shot	63	19	30,15	44	69,84
Three Point Shot	13	2	15,38	11	84,61

Persentase Jumlah keberhasilan jumlah *free throw*, *two point* dan *three point*

$$\begin{aligned}
 P &= \frac{f}{n} \times 100 \% \\
 &= \frac{9}{12} \times 100 \% \\
 &= 75
 \end{aligned}$$

$$\begin{aligned}
 P &= \frac{f}{n} \times 100 \% \\
 &= \frac{19}{63} \times 100 \% \\
 &= 30,15
 \end{aligned}$$

$$\begin{aligned}
 P &= \frac{f}{n} \times 100 \% \\
 &= \frac{2}{13} \times 100 \% \\
 &= 15,38
 \end{aligned}$$

Keterangan :

P : frekuensi relative

f : Jumlah tiap aktifitas

n : Jumlah keseluruhan aktifitas

Lampiran 9

Tabel 10.

Data seluruh aktivitas keberhasilan shooting dari 1 point, 2 point dan 3 point pada kejuaraan Pekan Olahraga Mahasiswa ASEAN 2014

INDONESIA	Aktivitas						Jumlah	
	1 Point		2 Point		3 Point			
	Berhasil	Gagal	Berhasil	Gagal	Berhasil	Gagal	Berhasil	Gagal
MALAYSIA	9	19	28	66	7	22	44	107
SINGAPORE	2	6	8	25	5	19	15	50
THAILAND	15	25	18	34	4	12	37	71
THAILAND	14	21	14	51	3	16	31	88
Jumlah	40	71	68	176	19	69	127	316

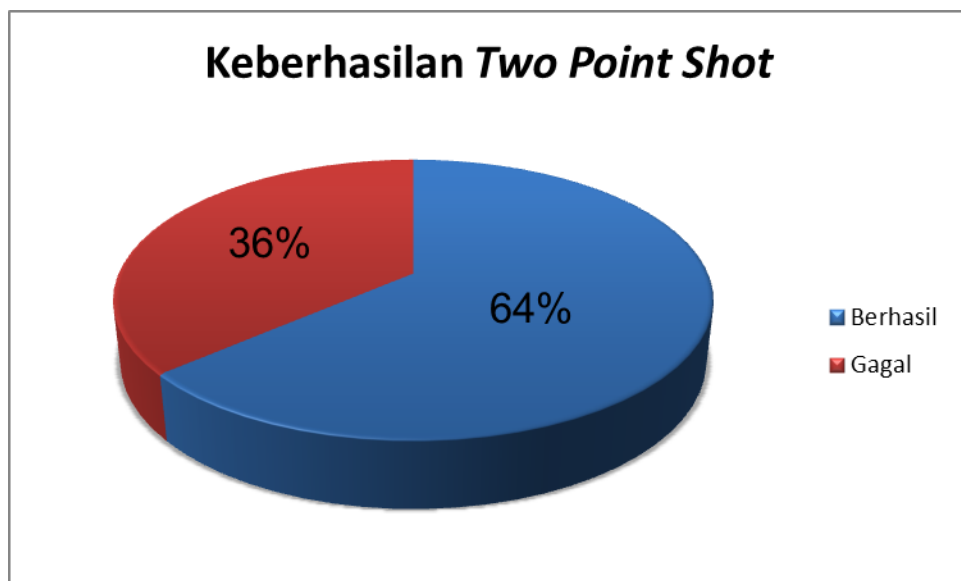
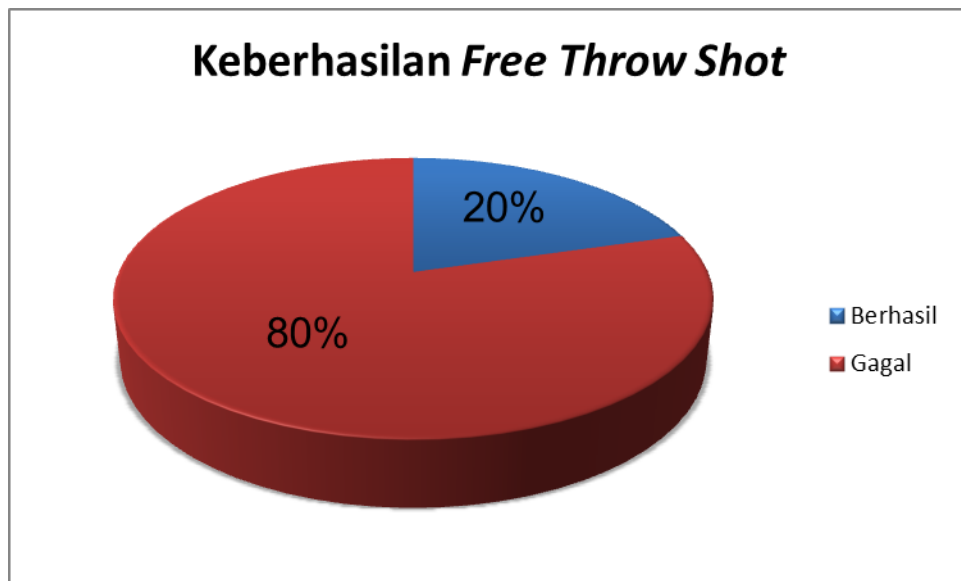
Persentase keseluruhan aktivitas 1 point = $\frac{40}{127} \times 100\% = 31,49$

Persentase keseluruhan aktivitas 2 point = $\frac{68}{127} \times 100\% = 53,54$

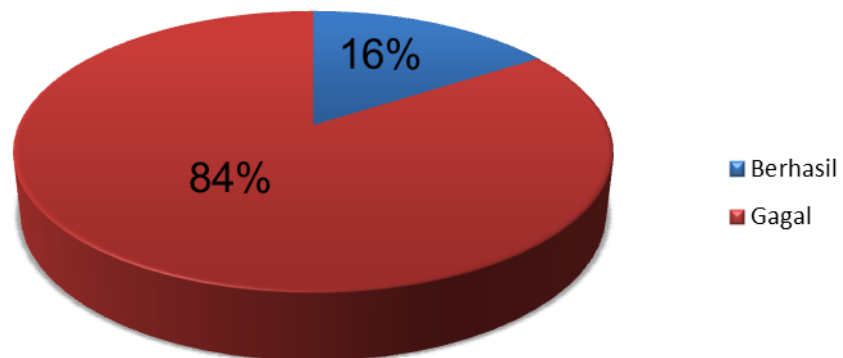
Persentase keseluruhan aktivitas 3 point = $\frac{19}{127} \times 100\% = 14,96$

Lampiran 10

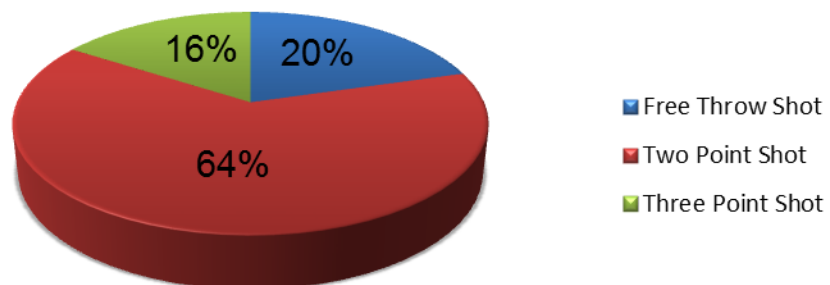
Gambar Grafik pie Keberhasilan *Free Throw Shot*, *Two Point Shot* dan *Three Point Shot* pada saat melawan Malaysia



Keberhasilan *Three Point Shot*

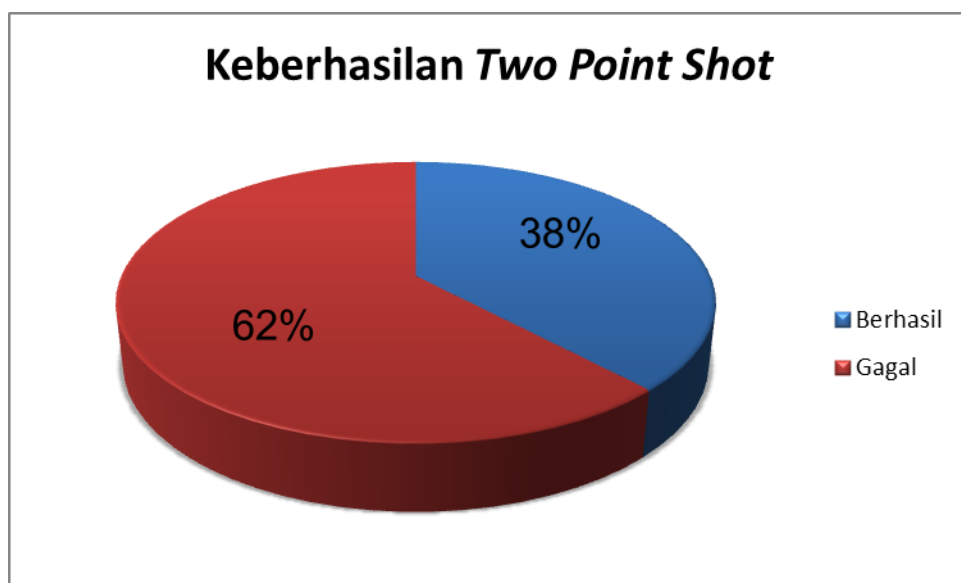
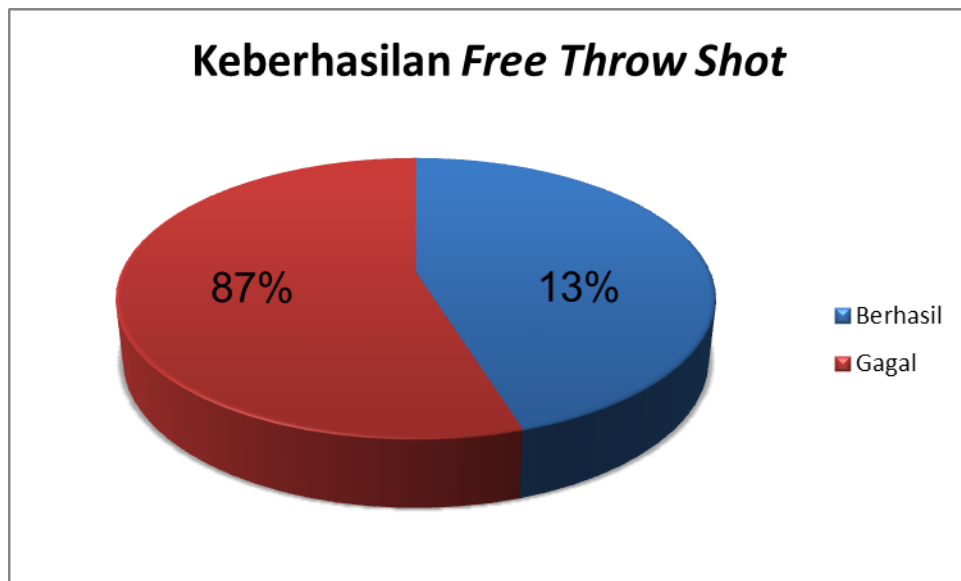


Keberhasilan *Free Throw Shot, Two Point Shot* dan *Three Point Shot* Terhadap *Total Point*

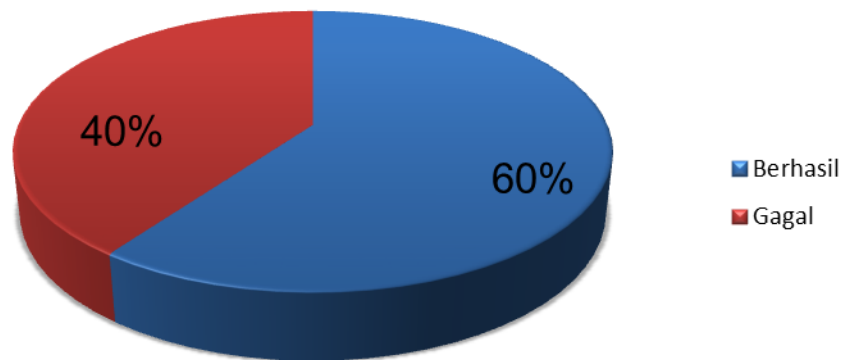


Lampiran 11

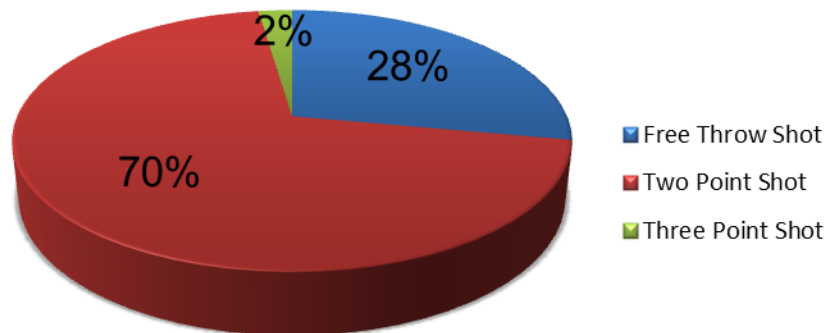
Gambar Grafik Kontribusi Keberhasilan *Free Throw Shot*, *Two Point Shot* dan *Three Point Shot* pada saat melawan Singapore



Keberhasilan *Free Throw Shot*

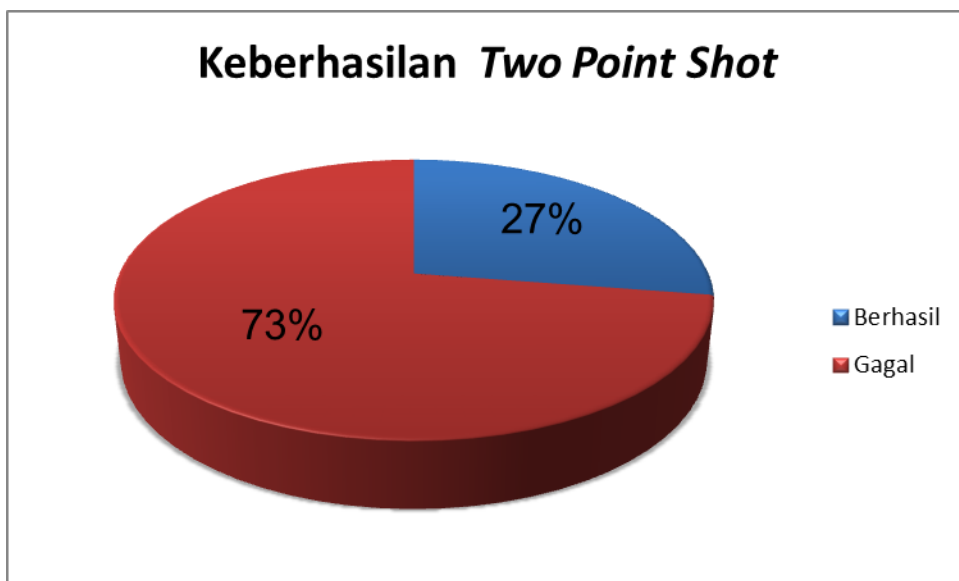
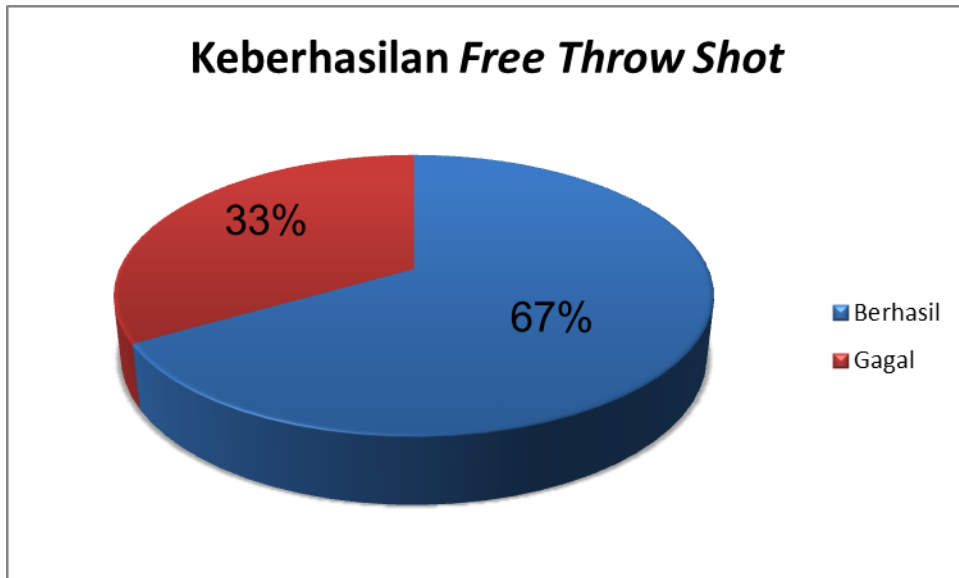


Keberhasilan *Free Throw Shot, Two Point Shot* dan *Three Point Shot* Terhadap *Total Point*

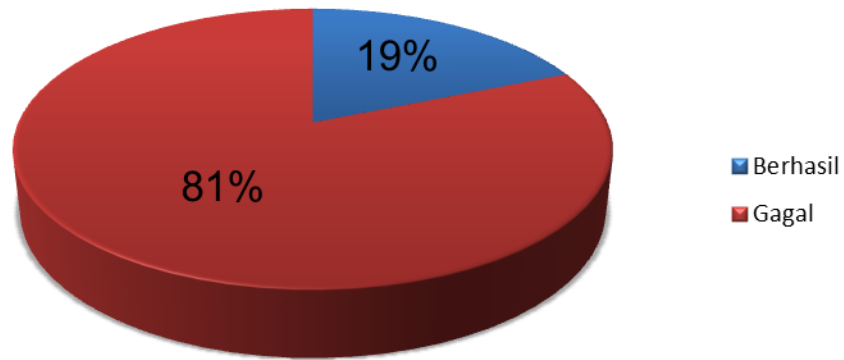


Lampiran 12

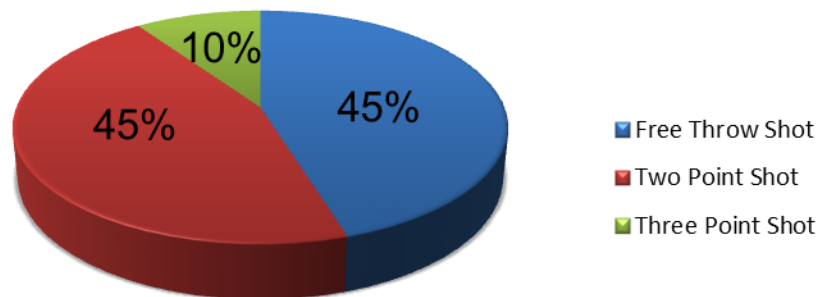
Gambar Grafik Kontribusi Keberhasilan *Free Throw Shot*, *Two Point Shot* dan *Three Point Shot* pada saat melawan Thailand



Keberhasilan *Three Point Shot*

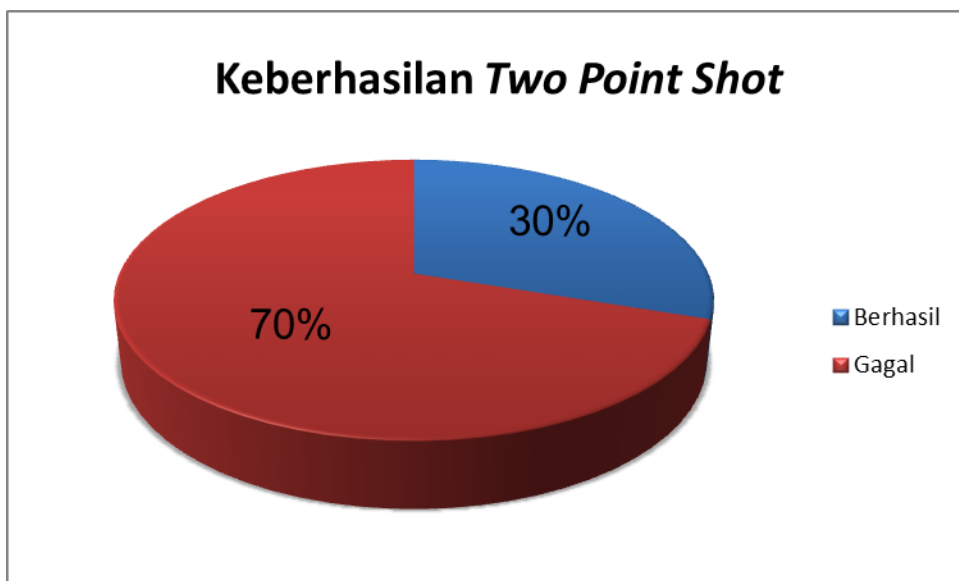
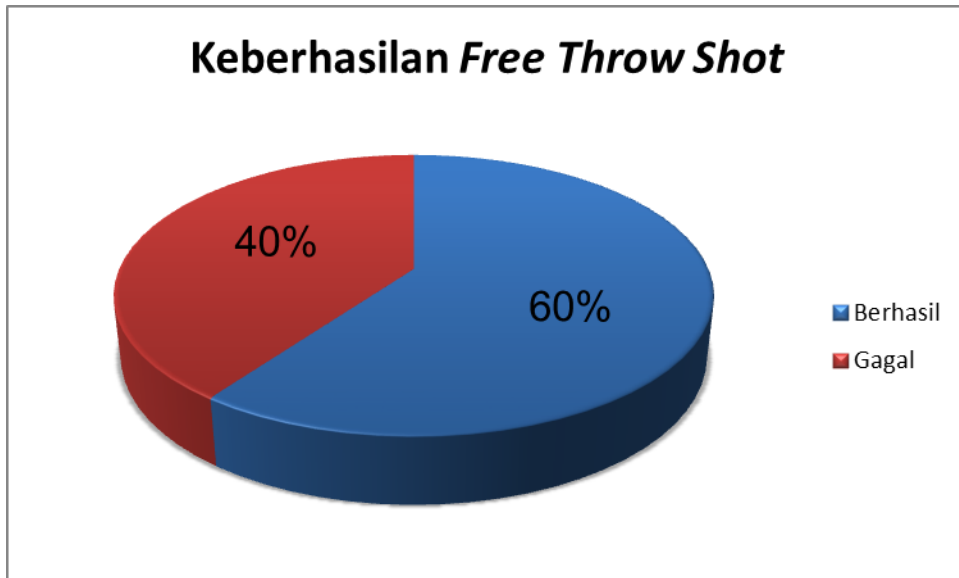


Keberhasilan *Free Throw Shot, Two Point Shot* dan *Three Point Shot* Terhadap *Total Point*

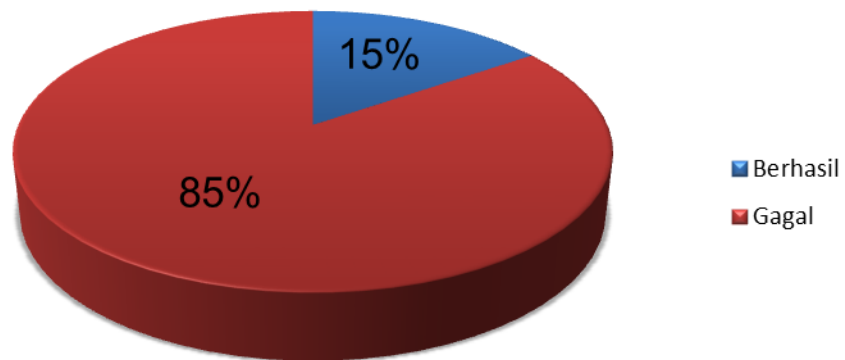


Lampiran 13

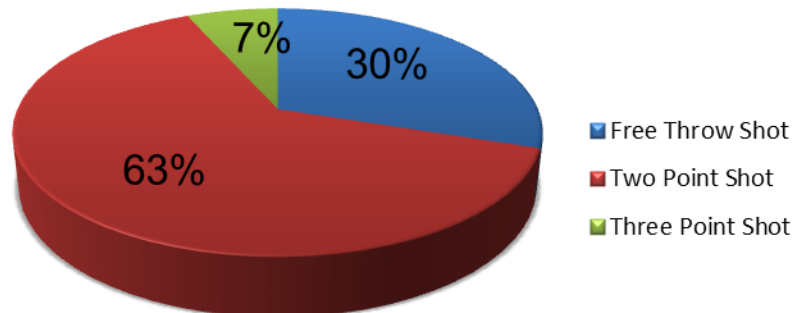
Gambar Grafik Kontribusi Keberhasilan *Free Throw Shot*, *Two Point Shot* dan *Three Point Shot* pada saat melawan Thailand (*Final*)



Keberhasilan *Three Point Shot*



Keberhasilan *Free Throw Shot, Two Point Shot* dan *Three Point Shot* Terhadap *Total Point*



Lampiran 14



Sumber : Foto penelitian



Sumber : Foto penelitian



Sumber : Foto Penelitian



Sumber: Foto penelitian



Sumber: Foto penelitian